

# 1969-70 Datsun SPL311 Console Harness LHD

By Curtis Marsten ©2014

This drawing is for information only and may contain errors. It may be used freely for noncommercial purposes.

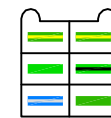
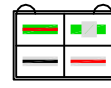
Sheet size: 24" x 18" Architectural C

## Notes:

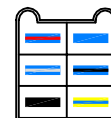
1. Wire gauge callouts based on best guess.
2. Diagram created from original 40 plus year old Nissan/Datsun Harnesses, schematics and use of ohmmeter. Later harnesses from Nissan may have color changes to wires. Consult schematics on 311s.org for notes on this.
3. Drawing is a graphical representation and not to scale.

### To Dash Harness

Color	Ga	Connects to:	Connection type:
G/R	14	Front Left Turn	Plug
Color	Ga	Connects to:	Connection type:
G/W band	14	Hazard Flasher	Plug
Color	Ga	Connects to:	Connection type:
W/Bk	14	Rear Left Turn/Stop	Plug
Color	Ga	Connects to:	Connection type:
W/R	14	Rear Right Turn/Stop	Plug



Color	Ga	Connects to:	Connection type:
G/Y	14	Stop Light	Plug
Color	Ga	Connects to:	Connection type:
G/Y	14	Stop Light	Plug
Color	Ga	Connects to:	Connection type:
G/Bk	14	Front Right Turn	Plug
Color	Ga	Connects to:	Connection type:
G	14	Turn Flasher	Plug
Color	Ga	Connects to:	Connection type:
G	14	Turn Flasher	Plug
Color	Ga	Connects to:	Connection type:
BIW	14	Lighter	Plug

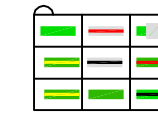


Color	Ga	Connects to:	Connection type:
BI	14	Heater Switch Power	Plug
Color	Ga	Connects to:	Connection type:
B/R	14	Heater Switch Mid	Plug
Color	Ga	Connects to:	Connection type:
B/Bk	14	Heater Switch Low	Plug
Color	Ga	Connects to:	Connection type:
BIW	14	Heater Switch High	Plug

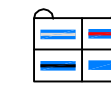
Color	Ga	Connects to:	Connection type:
Y/BI	14	S Brake Switch	Plug
Color	Ga	Connects to:	Connection type:
Bk	14	S Brake Switch	Plug

W=White
Bk=Black
BI=Blue
BI=Blue
BI=Blue
Y=Yellow
G=Green
R=Red

Different shades of colors used for clarity.

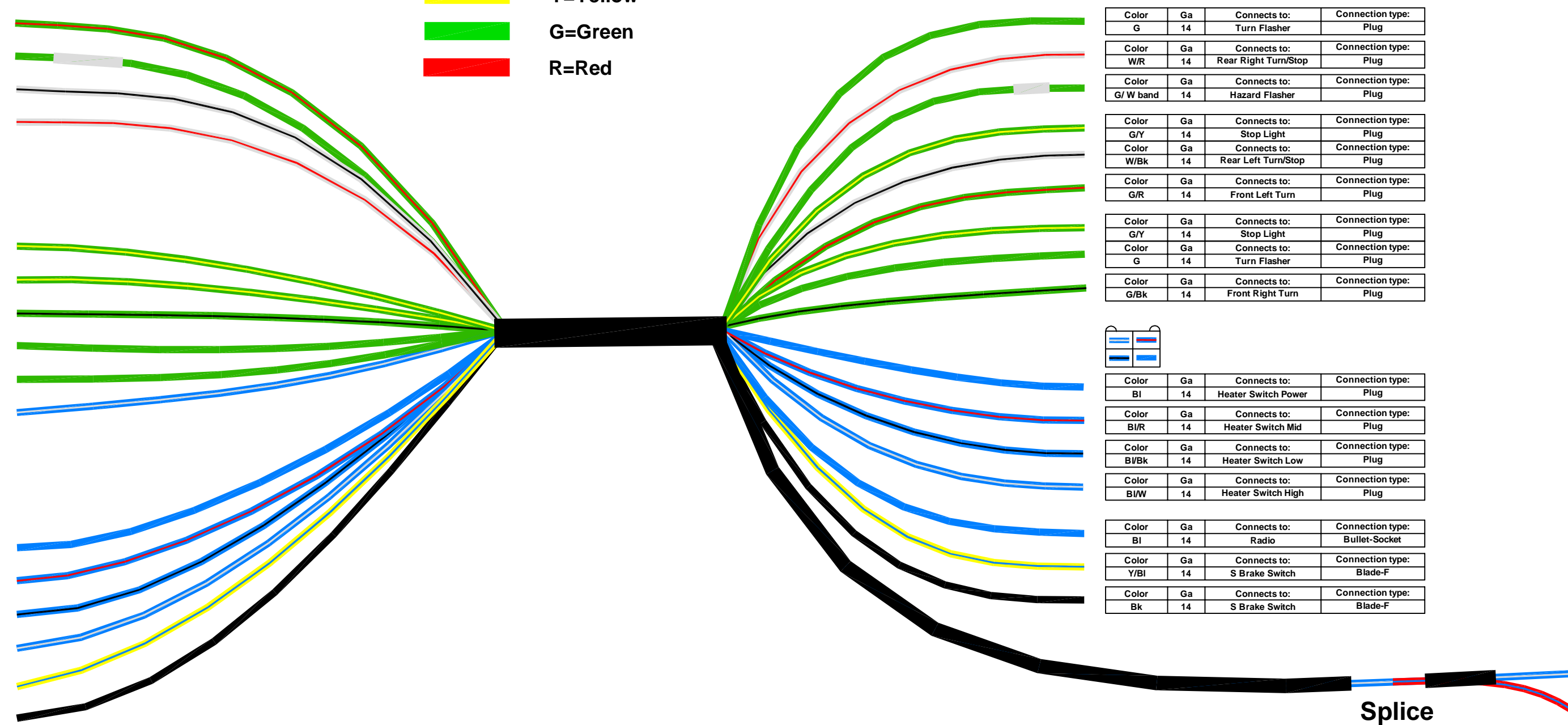


Color	Ga	Connects to:	Connection type:
G	14	Turn Flasher	Plug
Color	Ga	Connects to:	Connection type:
W/R	14	Rear Right Turn/Stop	Plug
Color	Ga	Connects to:	Connection type:
G/W band	14	Hazard Flasher	Plug
Color	Ga	Connects to:	Connection type:
G/Y	14	Stop Light	Plug
Color	Ga	Connects to:	Connection type:
W/Bk	14	Rear Left Turn/Stop	Plug
Color	Ga	Connects to:	Connection type:
G/R	14	Front Left Turn	Plug
Color	Ga	Connects to:	Connection type:
G/Y	14	Stop Light	Plug
Color	Ga	Connects to:	Connection type:
G	14	Turn Flasher	Plug
Color	Ga	Connects to:	Connection type:
G/Bk	14	Front Right Turn	Plug



Color	Ga	Connects to:	Connection type:
BI	14	Heater Switch Power	Plug
Color	Ga	Connects to:	Connection type:
B/R	14	Heater Switch Mid	Plug
Color	Ga	Connects to:	Connection type:
B/Bk	14	Heater Switch Low	Plug
Color	Ga	Connects to:	Connection type:
BIW	14	Heater Switch High	Plug
Color	Ga	Connects to:	Connection type:
BI	14	Radio	Bullet-Socket
Color	Ga	Connects to:	Connection type:
Y/BI	14	S Brake Switch	Blade-F
Color	Ga	Connects to:	Connection type:
Bk	14	S Brake Switch	Blade-F

Color	Ga	Connects to:	Connection type:
B/W	14	Lighter	Ring
Color	Ga	Connects to:	Connection type:
R/BI	14	Map Light	Blade-F



Splice