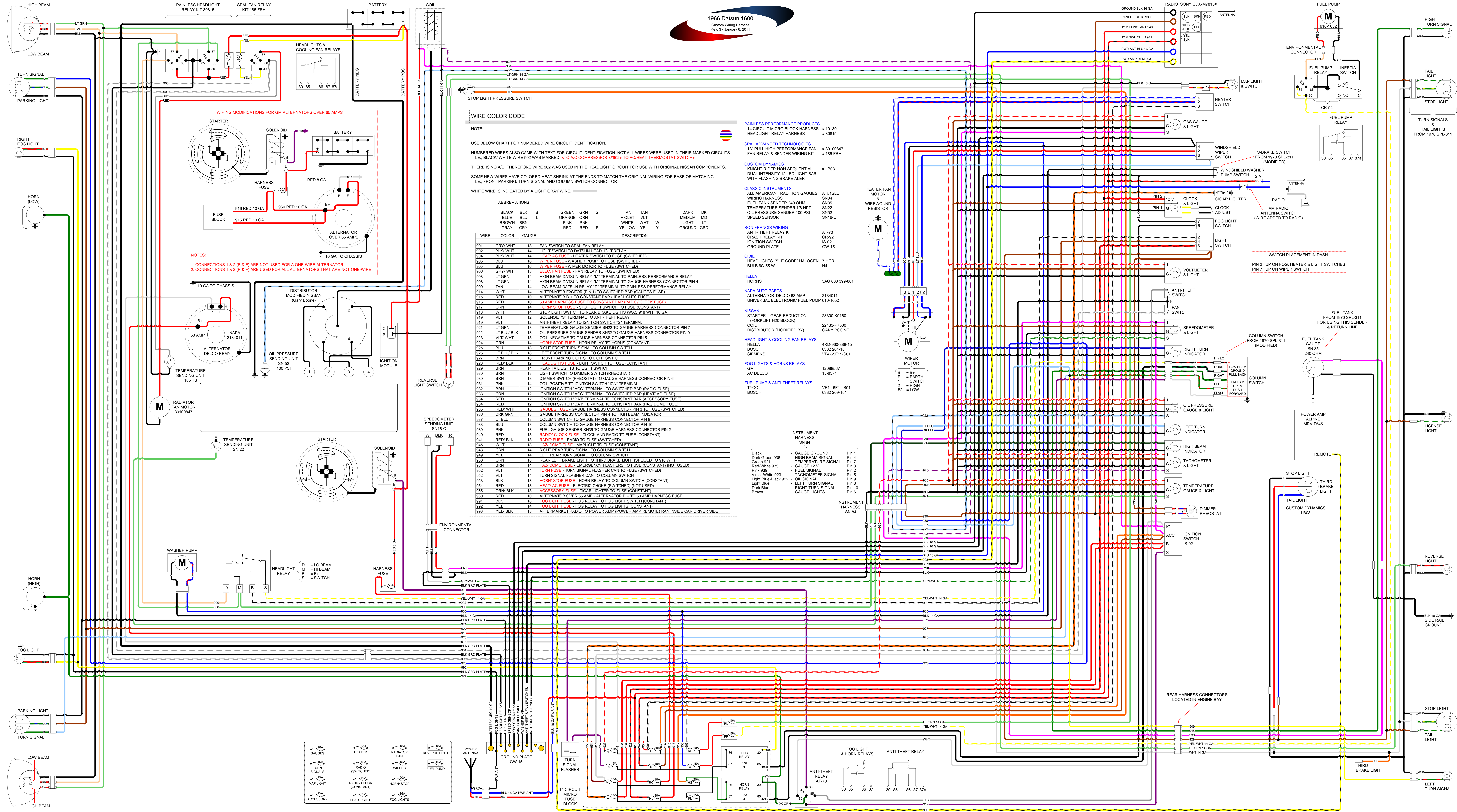


1966 Datsun 1600
 Custom Wiring Harness
 Rev. 3 - January 6, 2011



WIRE COLOR CODE

NOTE:
 USE BELOW CHART FOR NUMBERED WIRE CIRCUIT IDENTIFICATION.
 NUMBERED WIRES ALSO CAME WITH TEXT FOR CIRCUIT IDENTIFICATION. NOT ALL WIRES WERE USED IN THEIR MARKED CIRCUITS.
 I.E., BLACK/WHITE WIRE 902 WAS MARKED: <TO A/C COMPRESSOR -902> TO A/C HEAT THERMOSTAT SWITCH<.
 THERE IS NO A/C. THEREFORE WIRE 902 WAS USED IN THE HEADLIGHT CIRCUIT FOR USE WITH ORIGINAL NISSAN COMPONENTS.
 SOME NEW WIRES HAVE COLORED HEAT SHRINK AT THE ENDS TO MATCH THE ORIGINAL WIRING FOR EASE OF MATCHING.
 I.E., FRONT PARKING/ TURN SIGNAL AND COLUMN SWITCH CONNECTOR

WHITE WIRE IS INDICATED BY A LIGHT GRAY WIRE.

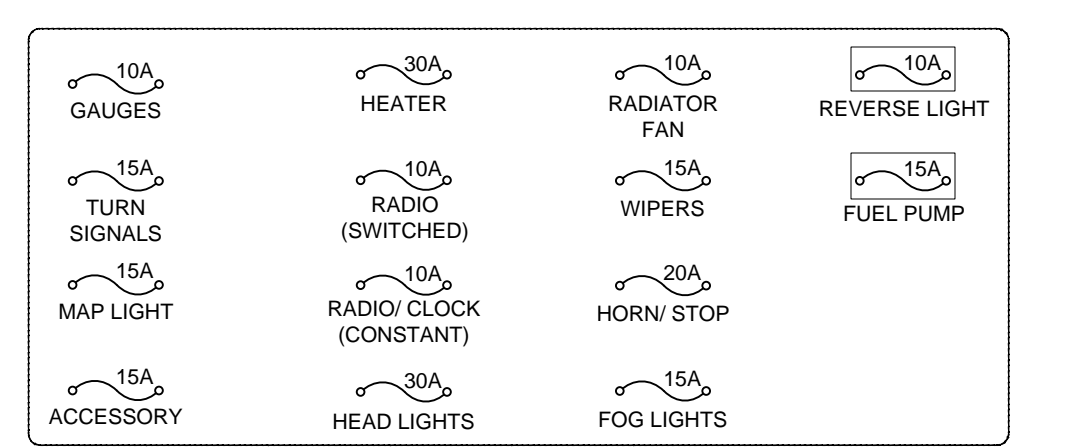
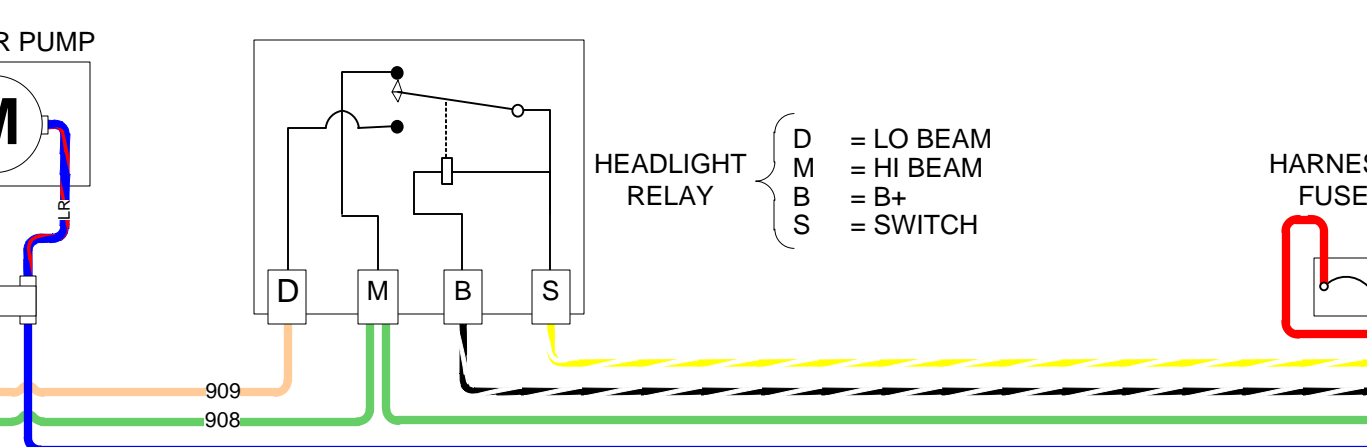
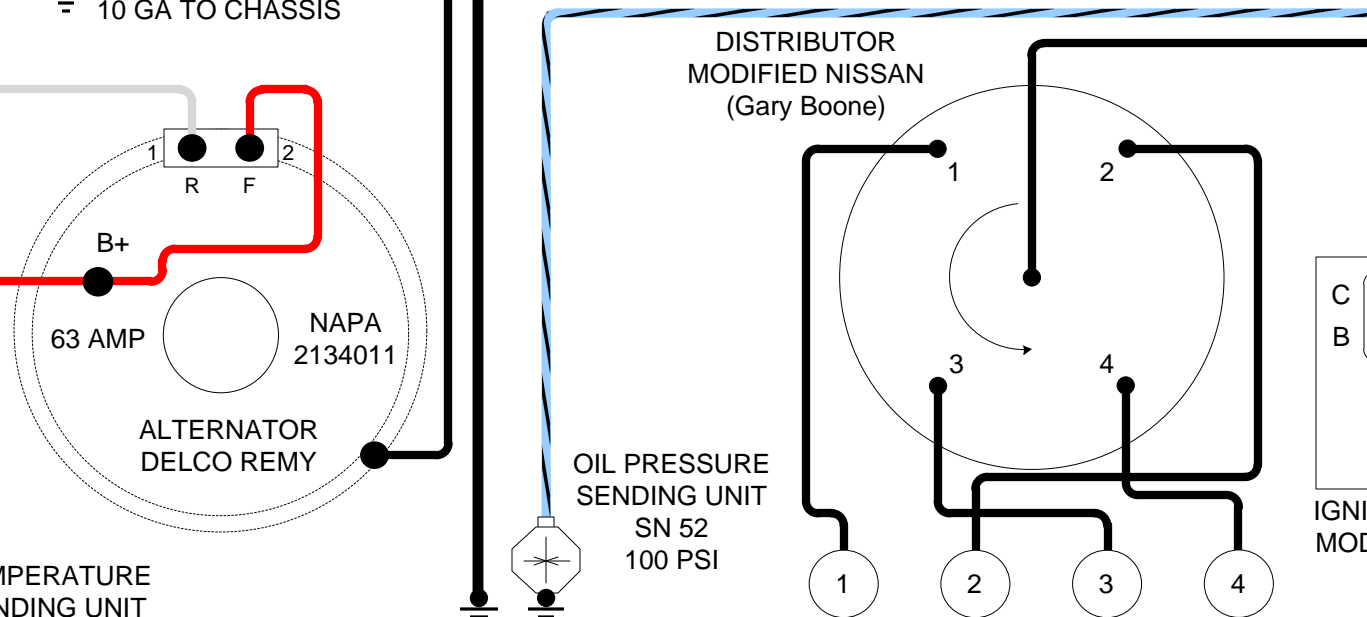
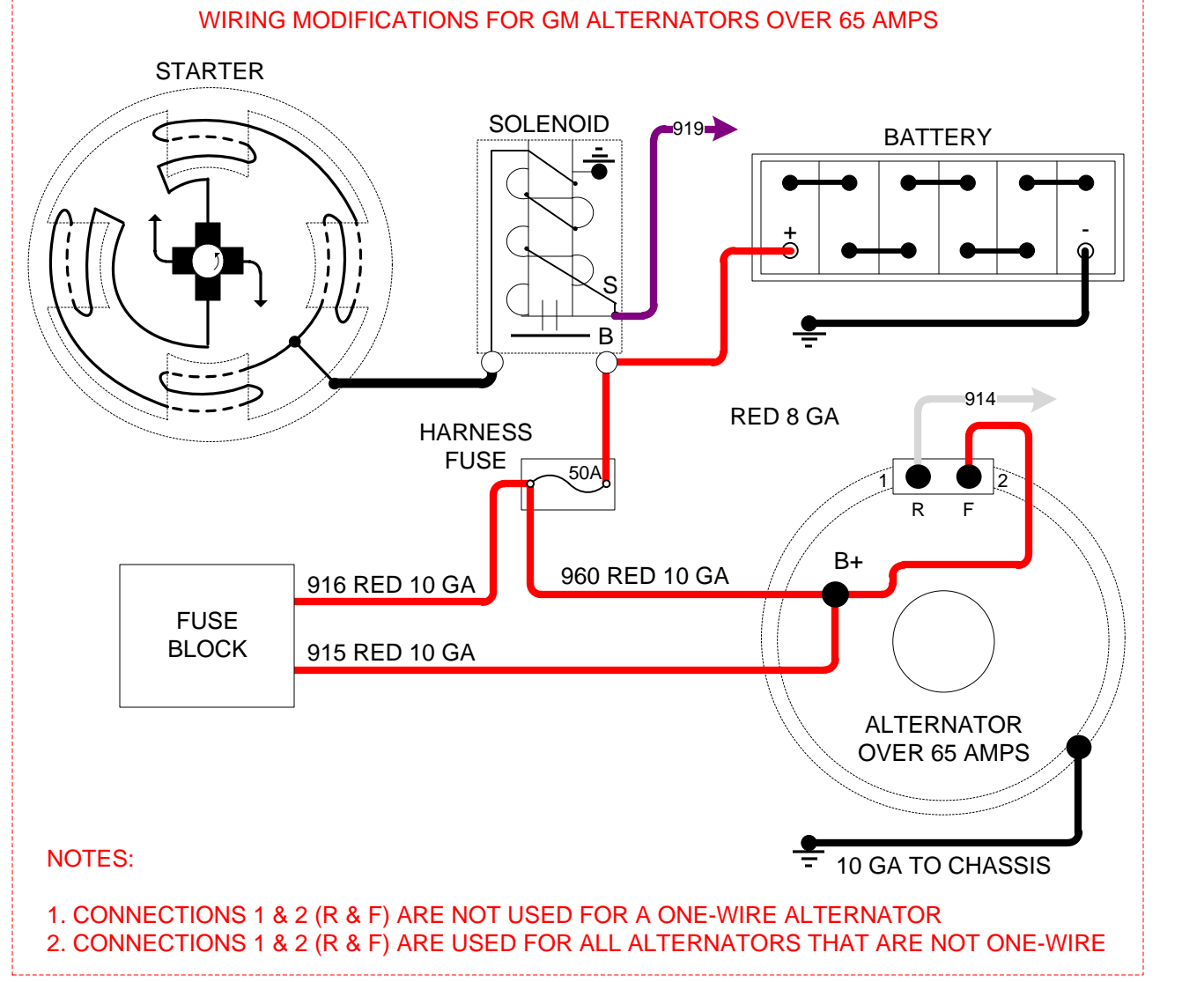
ABBREVIATIONS

BLACK	BLK	B	GREEN	GRN	G	TAN	TAN	DARK	DK
BROWN	BRN	BN	PINK	PNK	P	VIOLET	VLT	MEDIUM	MD
GRAY	GRY	GR	RED	RED	R	YELLOW	YEL	YELLOW	Y
								GROUND	GRD

WIRE	COLOR	GAUGE	DESCRIPTION
901	GRY/ WHT	18	FAN SWITCH TO SPAL FAN RELAY
902	BLK/ WHT	14	LIGHT SWITCH TO DATSUN HEADLIGHT RELAY
904	BLK/ WHT	14	HEAT/ AC FUSE - HEATER SWITCH TO FUSE (SWITCHED)
905	BLU	16	WIPER FUSE - WIPER MOTOR TO FUSE (SWITCHED)
906	BLU	16	WIPER FUSE - WASHER PUMP TO FUSE (SWITCHED)
907	GRY/ WHT	18	ELEC. FAN FUSE - FAN RELAY TO FUSE (SWITCHED)
908	LT GRN	14	HIGH BEAM DATSUN RELAY "M" TERMINAL TO PAINLESS PERFORMANCE RELAY
908	LT GRN	14	HIGH BEAM DATSUN RELAY "M" TERMINAL TO GAUGE HARNESS CONNECTOR PIN 4
909	PAN	14	HIGH BEAM DATSUN RELAY "D" TERMINAL TO PAINLESS PERFORMANCE RELAY
914	WHT	14	ALTERNATOR EXCITOR (PIN 1) TO SWITCHED BAR (GAUGES FUSE)
915	RED	10	ALTERNATOR B+ TO CONSTANT BAR (HEADLIGHTS FUSE)
916	RED	10	50 AMP HARNESS FUSE TO CONSTANT BAR (RADIO CLOCK FUSE)
917	GRN	14	HORN STOP FUSE - STOP LIGHT SWITCH TO FUSE (CONSTANT)
918	WHT	14	STOP LIGHT SWITCH TO REAR BRAKE LIGHTS (WAS 918 WHT 16 GA)
919	VLT	12	SOLENOID "S" TERMINAL TO ANTI-THEFT RELAY
921	LT GRN	18	TEMPERATURE GAUGE SENDER SN22 TO GAUGE HARNESS CONNECTOR PIN 7
922	LT BLU/ BLK	18	OIL PRESSURE GAUGE SENDER SN22 TO GAUGE HARNESS CONNECTOR PIN 9
923	VLT/ WHT	18	COIL NEGATIVE TO GAUGE HARNESS CONNECTOR PIN 5
924	GRN	18	HORN STOP FUSE - HORN RELAY TO HORNS (CONSTANT)
925	BLU	18	RIGHT FRONT TURN SIGNAL TO COLUMN SWITCH
926	LT BLU/ BLK	18	LEFT FRONT TURN SIGNAL TO COLUMN SWITCH
927	BRN	18	FRONT PARKING LIGHTS TO LIGHT SWITCH
928	RED/ BLK	12	HEADLIGHTS FUSE - LIGHT SWITCH TO FUSE (CONSTANT)
929	BRN	14	REAR TAIL LIGHTS TO LIGHT SWITCH
930	BRN	18	LIGHT SWITCH TO DIMMER SWITCH (RHEOSTAT)
930	BRN	18	DIMMER SWITCH (RHEOSTAT) TO GAUGE HARNESS CONNECTOR PIN 6
931	PNK	14	COIL POSITIVE TO IGNITION SWITCH "IGN" TERMINAL
932	BRN	12	IGNITION SWITCH "ACC" TERMINAL TO SWITCHED BAR (HEAT/ AC FUSE)
933	GRN	12	IGNITION SWITCH "ACC" TERMINAL TO SWITCHED BAR (HEAT/ AC FUSE)
934	RED	12	IGNITION SWITCH "BAT" TERMINAL TO CONSTANT BAR (ACCESSORY FUSE)
934	RED	12	IGNITION SWITCH "BAT" TERMINAL TO CONSTANT BAR (HAZ/ DOME FUSE)
935	RED/ WHT	18	GAUGES FUSE - GAUGE HARNESS CONNECTOR PIN 3 TO FUSE (SWITCHED)
936	DRK GRN	18	GAUGE HARNESS CONNECTOR PIN 4 TO HIGH BEAM INDICATOR
937	LT BLU	18	COLUMN SWITCH TO GAUGE HARNESS CONNECTOR PIN 8
938	BLU	18	COLUMN SWITCH TO GAUGE HARNESS CONNECTOR PIN 10
939	PNK	18	FUEL GAUGE SENDER SN36 TO GAUGE HARNESS CONNECTOR PIN 2
940	RED/ BLK	18	RADIO CLOCK FUSE - RADIO AND RADIO TO FUSE (CONSTANT)
941	RED/ BLK	18	RADIO FUSE - RADIO TO FUSE (SWITCHED)
945	WHT	18	HAZ/ DOME FUSE - MAPLIGHT TO FUSE (CONSTANT)
948	GRN	14	RIGHT REAR TURN SIGNAL TO COLUMN SWITCH
949	YEL	14	LEFT REAR TURN SIGNAL TO COLUMN SWITCH
950	GRN	18	REAR LEFT BRAKE LIGHT TO THIRD BRAKE LIGHT (SPliced TO 918 WHT)
951	BRN	14	HAZ/ DOME FUSE - EMERGENCY FLASHERS TO FUSE (CONSTANT) (NOT USED)
952	VLT	14	TURN SIGNAL FLASHER CAN TO FUSE (SWITCHED)
952	VLT	14	TURN SIGNAL FLASHER CAN TO COLUMN SWITCH
953	BLK	18	HORN STOP FUSE - HORN RELAY TO COLUMN SWITCH (CONSTANT)
954	RED	18	HEAT/ AC FUSE - ELECTRIC CHOKER (SWITCHED) (NOT USED)
955	GRN/ BLK	18	ACCESSORY FUSE - CIGAR LIGHTER TO FUSE (CONSTANT)
960	RED	10	ALTERNATOR OVER 65 AMP - ALTERNATOR B+ TO 50 AMP HARNESS FUSE
991	BLK	18	FOG LIGHT FUSE - FOG RELAY TO FOG LIGHTS (CONSTANT)
992	YEL	14	FOG LIGHT FUSE - FOG RELAY TO FOG LIGHTS (CONSTANT)
993	YEL/ BLK	18	AFTERMARKET RADIO TO POWER AMP (POWER AMP REMOTE) RAN INSIDE CAR DRIVER SIDE

- PAINLESS PERFORMANCE PRODUCTS**
 14 CIRCUIT MICRO BLOCK HARNESS # 10130
 HEADLIGHT RELAY HARNESS # 30815
- SPAL ADVANCED TECHNOLOGIES**
 1" FULL HIGH PERFORMANCE FAN # 30100847
 FAN RELAY & SENDER WIRING KIT # 185 FRH
- CUSTOM DYNAMICS**
 KNIGHT RIDER NON-SEQUENTIAL DUAL INTENSITY 12 LED LIGHT BAR WITH FLASHING BRAKE ALERT # LB03
- CLASSIC INSTRUMENTS**
 ALL AMERICAN TRADITION GAUGES AT51SLC
 WIRING HARNESS SN84
 FUEL TANK SENDER 240 OHM SN35
 TEMPERATURE SENDER 1/8 NPT SN22
 OIL PRESSURE SENDER 100 PSI SN52
 SPEED SENSOR SN16-C
- RON FRANCIS WIRING**
 ANTI-THEFT RELAY KIT AT-70
 CRASH RELAY KIT CR-92
 IGNITION SWITCH IS-02
 GROUND PLATE GW-15
- CIBIE**
 HEADLIGHTS 7" "E-CODE" HALOGEN 7-HCR
 BULB 60 55 W H4
- HELLA**
 HORNS 3AG 003 399-801
- NAPA AUTO PARTS**
 ALTERNATOR DELCO 63 AMP 2134011
 UNIVERSAL ELECTRONIC FUEL PUMP 610-1052
- NISSAN**
 STARTER - GEAR REDUCTION 23300-K9160
 (FORK/LIFT H20 BLOCK)
 COIL 22433-P7500
 DISTRIBUTOR (MODIFIED BY) GARY BOONE
- HEADLIGHT & COOLING FAN RELAYS**
 HELLA 4RD-960-308-15
 BOSCH 0332 204-18
 SIEMENS VF4-65F11-S01
- FOG LIGHTS & HORNS RELAYS**
 GM 12088567
 AC DELCO 15-8571
- FUEL PUMP & ANTI-THEFT RELAYS**
 TYCO VF4-15F11-S01
 BOSCH 0332 209-151

- INSTRUMENT HARNESS**
 SN 84
- Black - GAUGE GROUND Pin 1
 - Dark Green 936 - HIGH BEAM SIGNAL Pin 4
 - Green 921 - TEMPERATURE SIGNAL Pin 7
 - Red-White 935 - GAUGE 12 V Pin 3
 - Pink 939 - FUEL SIGNAL Pin 2
 - Violet-White 923 - TACHOMETER SIGNAL Pin 5
 - Light Blue-Black 922 - OIL SIGNAL Pin 9
 - Light Blue - LEFT TURN SIGNAL Pin 8
 - Dark Blue - RIGHT TURN SIGNAL Pin 10
 - Brown - GAUGE LIGHTS Pin 6



SWITCH PLACEMENT IN DASH
 PIN 2 UP ON FOG, HEATER & LIGHT SWITCHES
 PIN 7 UP ON WIPER SWITCH

REAR HARNESS CONNECTORS
 LOCATED IN ENGINE BAY